
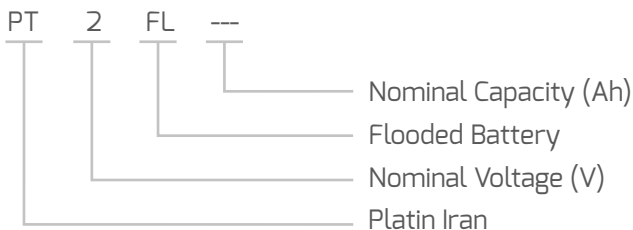


Flooded Battery PT2FL & PT8FL





Indication of type



Features

- Flat plate technology
- AGM separator (130-490Ah) and PE separator (600-3000Ah)
- Convenient installation
- Available in dry charged
- High quality and reliable construction
- Transparent container (SAN)
- Recombination vent plug (Aqua Master - optional)

Product characteristics

- Nominal voltage: 2V
- Max charging current allowed: $0.15C_{10}$
- Cycle life: 500 at 80% DOD (25°C)
- Float voltage (25°C): 2.20 V/Cell (PE) - 2.23 V/Cell (AGM)
- Equalize voltage (25°C): 2.35 V/Cell (PE & AGM)
- Electrolyte Density: $1.245 \pm 0.005 \text{ g/cm}^3$ (PE) - $1.280 \pm 0.005 \text{ g/cm}^3$ (AGM)
- Terminal torque: $15 \pm 1.0 \text{ N.m}$
- Temperature: -15°C to +45°C
- Container material: SAN

Compliant Standards

- IEC 60896-11
- INSO 4868-11
- BS 6290-3
- ISO 9001

Main Applications

- Power & Utility
- Telecom
- UPS system
- Railway
- Oil & Gas
- Emergency Power System

Technical Information

Type	Nominal Voltage (V)	Nominal Capacity* (Ah) at 25°C	Charge Current (A) at 25°C		Weight ±2% (kg)		Dimension** (mm)		
			Normal	Max	Without electrolyte	With electrolyte	Length	Width	Total Height
PT2FL130	2	130	13	19	9.5	14	164	100	495
PT2FL150	2	150	15	22	10.5	15	164	100	495
PT2FL200	2	200	20	30	12.9	18.4	164	100	495
PT2FL250	2	250	25	37	13.2	18.7	164	100	495
PT2FL300	2	300	30	45	18.2	25.8	163	172	425
PT2FL350	2	350	35	52	19.1	26.6	163	172	425
PT2FL385	2	385	38	57	21.2	26.2	200	140	335
PT2FL400	2	400	40	60	19.8	26.8	163	172	425
PT2FL420	2	420	42	63	20.7	27.9	163	172	425
PT2FL440	2	440	44	66	23.3	30.9	165	185	390
PT2FL450	2	450	45	67.5	24.0	31.2	174	179	395
PT2FL480	2	480	48	72	25.1	32.6	174	179	395
PT2FL490	2	490	49	73.5	25.7	32.9	174	179	395
PT2FL600	2	600	60	90	30.8	46	206	145	673
PT2FL800	2	800	80	120	46	64.1	210	191	677
PT2FL1000	2	1000	100	150	55.6	75.4	210	233	677
PT2FL1200	2	1200	120	180	63.5	95.5	210	275	647
PT2FL1500	2	1500	150	225	83.9	117.9	210	275	835
PT2FL2000	2	2000	200	300	116.8	158.5	214	400	803
PT2FL2500	2	2500	250	375	141	213.5	210	575	815
PT2FL3000	2	3000	300	450	170.9	238.7	210	575	815

*10-hour discharge nominal capacity (C₁₀)

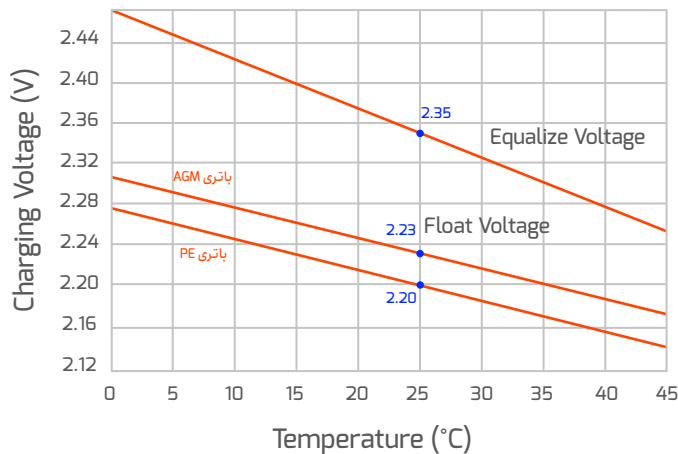
**length of the battery is considered as parallel to the plates, while width of the battery is perpendicular to the plates.

Type	Nominal Voltage (V)	Nominal Capacity* (Ah) at 25°C	Charge Current (A) at 25°C		Weight ±2% (kg)		Dimension(mm)		
			Normal	Max	Without electrolyte	With electrolyte	Length	Width	Total Height
PT8FL440	8	440	44	66	102.0	132.5	720	190	470

Discharge Current Rates - Amperes (25°C)

Type	1 Hour	3 Hour	5 Hour	8 Hour	10 Hour
PT2FL130	60.3	28.6	20.8	15.6	13
PT2FL150	69.5	33	24	18	15
PT2FL200	92.7	44	32	24	20
PT2FL250	116.4	55	40	30	25
PT2FL300	138.8	66	48	36	30
PT2FL350	155.5	77	56	42	35
PT2FL385	161.6	84.7	61.6	46.2	38.5
PT2FL400	175.7	88	64	48	40
PT2FL420	186.6	92.4	67.2	50.4	42
PT2FL440	191.5	96.8	70.4	52.8	44
PT2FL450	198.6	99	72	54	45
PT2FL480	211.7	105.6	76.8	57.6	48
PT2FL490	217	107.8	78.4	58.8	49
PT2FL600	253	138	96	72	60
PT2FL800	337	184	128	96	80
PT2FL1000	422.1	230	160	120	100
PT2FL1200	506.5	276	192	144	120
PT2FL1500	592.5	345	240	180	150
PT2FL2000	790	460	320	240	200
PT2FL2500	987	575	400	300	250
PT2FL3000	1185	690	480	360	300
End Voltage (V/Cell)	1.80				

The Voltage Setting Curve Vs. Ambient Temperature



Construction 8V Flooded

